



'C'ABLE 'M'ANAGEMENT 'C'ABINET SERIES PRE-CONFIGURED CABINETS

- Available in 3 heights and 2 depths
- Frames are 32" wide and 42" or 48" deep
- All welded 14 gauge steel tubing construction provides a 2000 lb. static load rating
- Seismic Zone 4 rated, UL listed
- 19" wide rack mount
- Mounting rails (2 pr. included) are cage nut style, punched on EIA 5/8-5/8-1/2" standard spacing and are fully adjustable front to rear. All are provided with M6 Cage Nuts and screws (bag of 50 each)
- Mounting rails are 6" wide with cable pass through slots and RMU tick marks
- Flush mounted removable side panels secured from inside of cabinet provide optimal security
- Lockable flush mount removable doors with Perforated inserts are field reversible without tools
- Flush mount fan top allows for up to (4) 110 CFM fans to be placed in cabinet top for maximum cooling
- Open base for raised floor ventilation option
- Bottom corners gusseted with both seismic tie down and caster mount features
- Four point leveling
- Choice of colors: *Color Code = "x"* Black (BLK) or IBM White (W)

"V"2- Split Perf Doors	Outside Dimensions	RMU	Useable Depth	"V"3 - Perf Doors
CMC-72X42-V2x	32"W X 42"D X 72"H	37U	40"	CMC-72X42-V3x
CMC-72X48-V2x	32"W X 48"D X 72"H	37U	46"	CMC-72X48-V3x
CMC-78X42-V2x	32"W X 42"D X 78"H	42U	40"	CMC-78X42-V3x
CMC-78X48-V2x	32"W X 48"D X 78"H	42U	46"	CMC-78X48-V3x
CMC-84X42-V2x	32"W X 42"D X 84"H	44U	40"	CMC-84X42-V3x
CMC-84X48-V2x	32"W X 48"D X 84"H	44U	46"	CMC-84X48-V3x



V2 Includes:

- 1 | Frame
- 2pr | Cage Nut Rails
- 2 | Solid Side Panels
- 1 | Top w/Fan Holes
- 1 | Perf front Door
- 1 | Split Perf Rear Doors

V3 Includes:

- 1 | Frame
- 2pr | Cage Nut Rails
- 2 | Solid Side Panels
- 1 | Top w/Fan Holes
- 2 | Perforated Doors



CMC SERIES FRAMES AND MOUNTING RAILS

Frames:

- 19" wide rack mount
- Available in 3 heights and 2 depths
- Frames are 32" wide and 42" or 48" deep
- All welded 14 gauge steel tubing provides a 2000 lb. static load rating
- Bottom corner gussets for caster mounts or seismic tie down points
- Frames are Seismic Zone 4 rated, UL Listed
- Choice of colors: *Color Code = "x"* Black (BLK) or IBM White (W)

Mounting Rails:

- 12 gauge steel mounting rails available in Cage Nut (standard) or tapped Versions
Cage Nut – Holes punched to accept Cage Nuts on EIA standard spacing
Tapped – Holes tapped #10-32 on EIA standard spacing
- 6" wide with cable pass through slots and RMU tick marks
- Sold in pairs – includes appropriate mounting hardware when ordered with cabinet frame

Frame Part #	Mounting Rails
FR-A72X32X42x or FR-A72X32X48x	SWE700-6CN, 37 RMU
FR-A78X32X42x or FR-A78X32X48x	MR73.5-6CN, 42 RMU
FR-A84X32X42x or FR-A84X32X48x	SWE730-6CN, 44 RMU



CMC Series Frame



Cage Nut Mounting Rails



CMC SERIES DOORS AND SIDE PANELS

Doors:

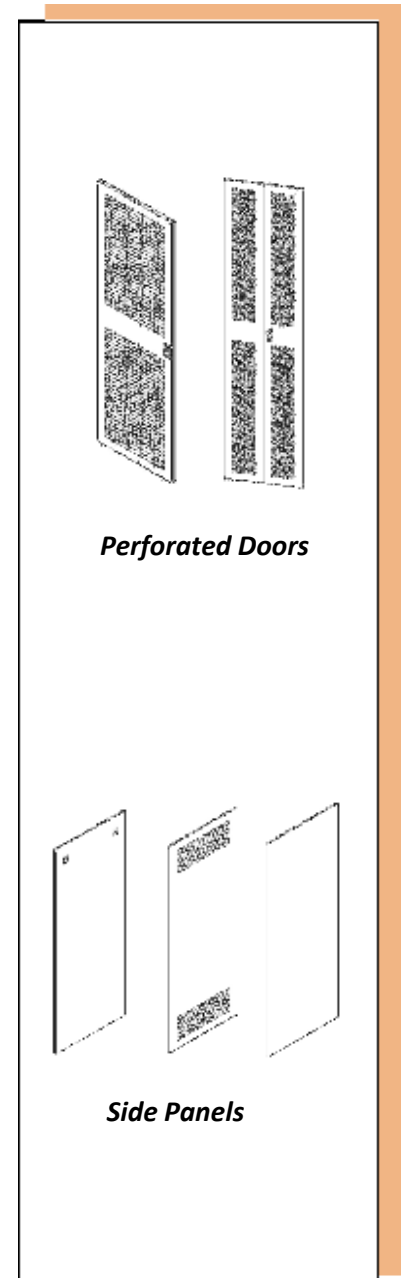
- Flush mount doors are field reversible without tools, right to left hand swing
- carbon steel all welded construction for strength
- Flush mounted lift and turn locking latches
- Optional Perforated, Split Perforated, Plexiglas, or Solid versions
- Choice of colors: *Color Code* = "-x" Black (BLK) or IBM White (W)

72" H Frame	78" H Frame	84" H Frame
Perforated:		
DPRF-A66X30x	DPRF-A72X30x	DPRF-A78X30x
Split Perforated:		
DPRF-A66X30-2x	DPRF-A72X30-2x	DPRF-A78X30-2x
Plexiglas:		
DPLX-A66X30x	DPLX-A72X30x	DPLX-A78X30x
Solid:		
DSTL-A66X30x	DSTL-A72X30x	DSTL-A78X30x

Side Panels:

- Flush mount side panels secured from inside for optimum security
- Constructed from carbon steel
- Optional Quick Release locking latches available
- Optional solid or vented versions

72" H Frame	78" H Frame	84" H Frame	Depth
Solid:			
SP-A66X40x	SP-A72X40x	SP-A78X40x	42"
SP-A44X46x	SP-A72X46x	SP-A78X46x	48"
Vented:			
SPV-A66X40x	SPV-A72X40x	SPV-A78X40x	42"
SPV-A66X46x	SPV-A72X46x	SPV-A78X46x	48"
Quick Release:			
SPQR-A66X40x	SPQR-A72X40x	SPQR-A78X40x	42"
SPQR-A66X46x	SPQ-A72X46x	SPQR-A78X46x	48"



Perforated Doors

Side Panels



CMC SERIES CABINET TOPS

- Flush mount tops available in 2 styles:
 - **FMT-CMC-FHx** Cable Management Top with Fan Holes
 - **FMT-CMC-PRFx** Cable Management Perforated Top
- Fan tops have (4) fan holes (optional fan: SWE706-2 or SWE706-4)
- Fan holes have easily removable covers when fans not required
- Features (6) Radius Cable Drops (3 on each side) and cable entry knock-outs
- Carbon steel construction
- Choice of colors: *Color Code = "x"* Black (BLK) or IBM White (W)

42"D Frame	48"D Frame
FMT-CMC-42FHx	FMT-CMC-48FHx
FMT-CMC-42PRFx	FMT-CMC-48PRFx

Bottoms:

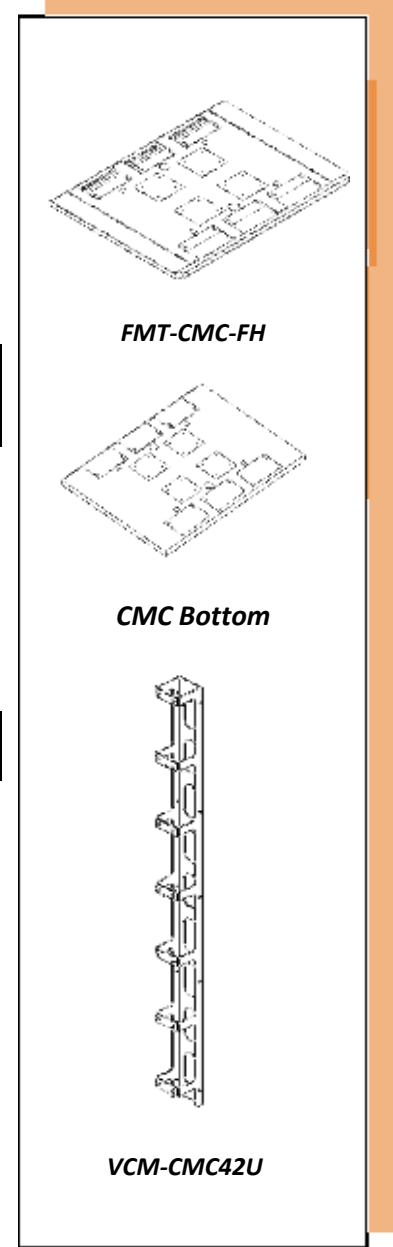
- Prevents airflow from entering the bottom of the cabinet
- (4) covered fan holes (part # 19155K23 if filter is required for fan hole)
- Includes cable entry holes with covers
- Choice of colors: *Color Code = "x"* Black (BLK) or IBM White (W)

42"D Frame	48"D Frame
FMB-A32X42-FHx	FMB-A32X48-FHBK

CMC VERTICAL CABLE MANAGERS

- Designed to be installed in CMC series cabinet
- 4" wide x 4" deep
- Constructed of aluminum
- Includes locking cabling latches and protective edge guards
- Cross members on 12" centers
- Pass through holes

Part #	Fits Frame:
VCM-CMC37Ux	FR-A72X32X42x or FR-A72X32X48x
VCM-CMC42Ux	FR-A78X32X42x or FR-A78X32X48x
VCM-CMC44Ux	FR-A84X32X42x or FR-A84X32X48x





CMC CABINET SERIES ACCESSORIES

Vertical Cable Lacing Bar


- Neatly organizes cable bundles with slots provided for Velcro or other cable straps
- Creates quick cable management solutions for any SWDP cabinet series
- Available in 3 heights, 3.5" wide
- Formed 16 gauge steel construction
- Black Powder Coat finish

Part #	Description
SWE751BLK	Vertical Cable Lacing Bar – 3.5" W x 77"H (44 U Cabinet)
SWE753BLK	Vertical Cable Lacing Bar – 3.5"W x 64.74"H (37U Cabinet)
SWE754BLK	Vertical Cable Lacing Bar – 3.5"W x 73.5"H (42U Cabinet)

PDU Vertical Mounting Bracket

- Full length bracket attaches to cabinet frame to provide options for mounting Vertical power distribution units
- Provides tie points for power cords
- Attaches to cabinet frame
- Black Powder Coat finish

Part #	Description
SC-PDUBK-45U	PDU Vertical Mounting Bracket 77"
SC-PDUBK-42U	PDU Vertical Mounting Bracket 73.5"
SC-PDUBK-37U	PDU Vertical Mounting Bracket 64.75"



Vertical Cable Lacing Bar

PDU Mounting Bracket



CMC SERIES CABINET ACCESSORIES

Shelves:

- 19" wide rack mount units
- Formed carbon steel construction for stiffness and strength
- Allows cable access in rear when used with appropriate frame
- 17" wide, mounting brackets use 1RMU of space
- 150 lb. weight capacity
- Roll-Out shelves use full ball bearing slides for full extension
- Vented versions available
- Choice of colors: *Color Code = "x"* Black (BLK) or IBM White (W)

18"D Shelf	24"D Shelf	30" D Shelf	36"D Shelf
Fixed Equipment Shelf			
SWE2000-SF18Dx	SWE2000-SF24Dx	SWE2000-SF30Dx	SWE2000-SF36Dx
SWE2000-SFV18Dx (Vented)	SWE2000-SFV24Dx (Vented)	SWE2000-SFV30Dx (Vented)	SWE2000-SFV36Dx (Vented)
Roll-Out Shelf			
SWE2000-SR18Dx	SWE2000-SR24Dx	SWE2000-SR30Dx	SWE2000-SR36Dx
SWE2000-SRV18Dx (Vented)	SWE2000-SRV24Dx (Vented)	SWE2000-SRV30Dx (Vented)	SWE2000-SRV36Dx (Vented)
Monitor Shelf & Articulating KB Tray			
	SWE2249x	SWE2249x	

Adjustable Shelf (20" to 32")			
SWE2573x 100 lb. wt. capacity	SWE2573x 100 lb. wt. capacity	SWE2573x 100 lb. wt. capacity	
SWE2573-Vx	SWE2573-Vx	SWE2573-Vx	
Lockable Drawer (20" Deep)			
SWE836x 75 lb. wt. capacity	SWE836x 75 lb. wt. capacity		



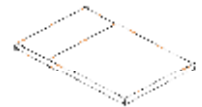
SWE2000-SF36D



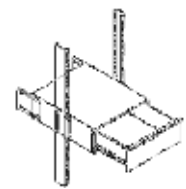
SWE2000-SR36D



SWE2249



SWE2573



SWE836



CMC SERIES CABINET ACCESSORIES cont'd

Frame Couplers: SC-FC

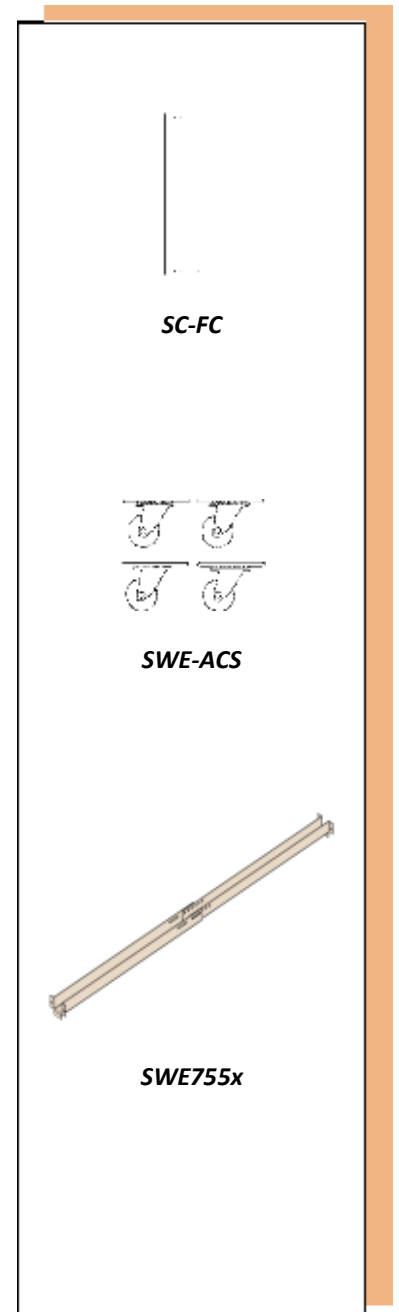
- Top mount frame couplers install easily to factory pre-drilled frames
- Flat plate 2"W x 18" long enables (2) SC Series frames of the same height and depth to be bayed together
- Enables bayed units to be centered on raised floor tiles (no space between frames)
- Includes installation hardware
- Black (BLK) powder coat finish

Casters: SWE-ACS

- Heavy duty roller bearing construction rated for 1000 lbs. per set
- Mounts to any SC Series frame
- Full swivel

Horizontal Cable Manager Trough: SWE755

- Front-to-back cable manager mounts between front and rear mounting rails in cable pass thru slots
- Adjusts to accommodate rail spacing from 24" to 44"
- Choice of colors: *Color Code = "x"* Black (BLK) or IBM White (W)





CMC SERIES CABINET ACCESSORIES cont'd

Power Strips:

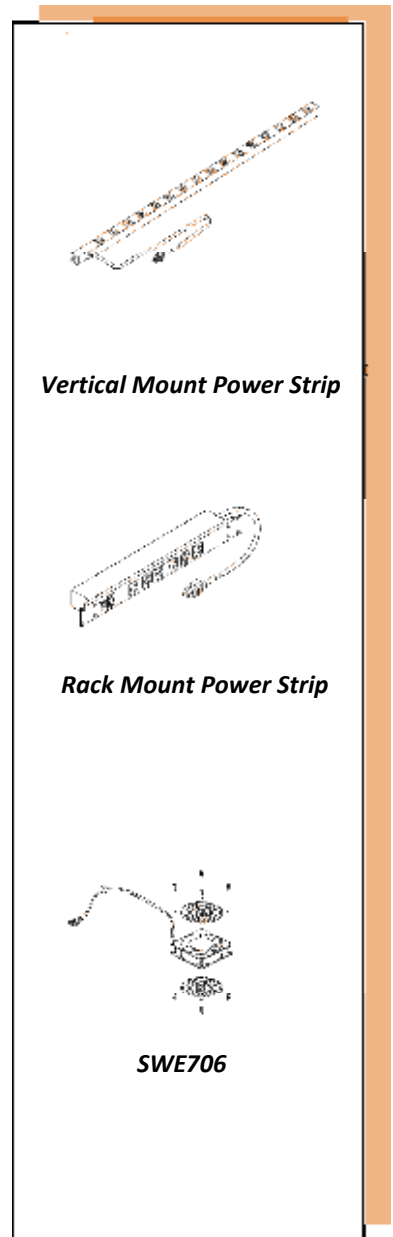
- Breaker protected
- Metal construction for durability
- UL Listed

15 AMP	Description
SWE705-10TL	(10) 15 AMP outlets, 48"L, 15' cord, Twist Lock Plug
SWE705-16	(16) outlets, 48"L, 15' cord
SWE705-24-15A	(24) outlets, 70" long, 15' cord
SWE705-8	(8) outlets, 44" long, 15' cord
SWE705-RM	RACK MOUNT, (8) outlet, 15' cord
20 AMP	
SWE705-10-15TL	(10) outlets, 15" cord, L5P20 Twist Lock Plug, 48"L
SWE705-10-20A	(14) outlets, 15' cord, 20A plug, 48"L
SWE705-10-20ATL	(14) outlets, 15' cord, L5P20 Twist Lock Plug, 48"L
SWE705-24-20A	(24) outlets, 15' cord, 20A plug, 70"L
SWE705-24-20ATL	(24) outlets, 15' cord, L5P20 Twist Lock plug, 70"L
SWE705-20R-RM	RACK MOUNT, (8) outlet, 15 ft. cord

Fans:

- Can be mounted in any SWDP fan top or wall mount cabinet with fan holes
- Sealed bearings
- (2) finger guards included

Part #	Description
SWE706	110 CFM Axial Fan w/6' cord, 115V
SWE706-53CFM	53 CFM Axial Fan w/6' cord, 115V



Vertical Mount Power Strip

Rack Mount Power Strip

SWE706