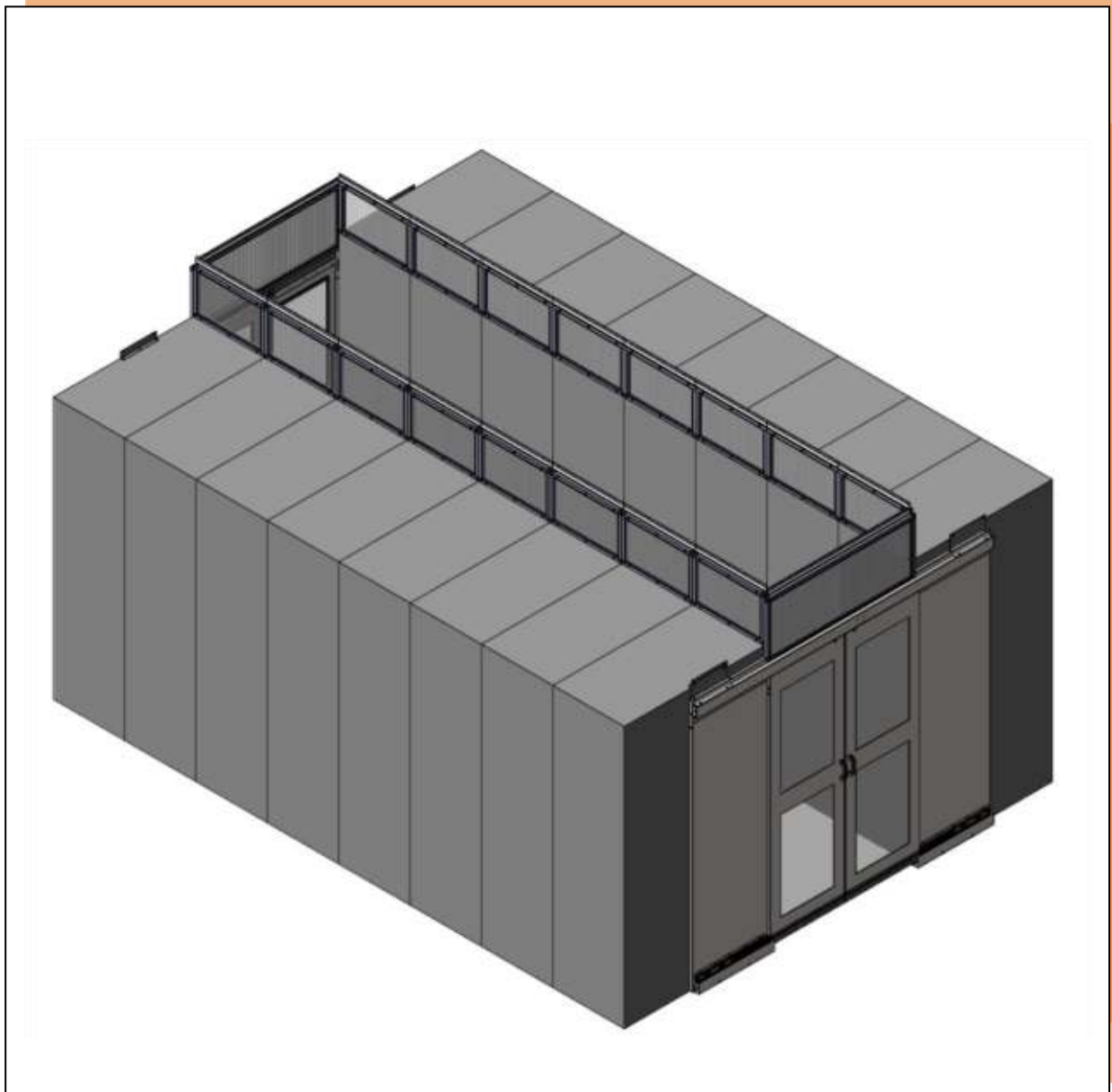




ADVANCED AISLE™ CONTAINMENT SYSTEM



SWDP's ADVANCED AISLE™ Containment System

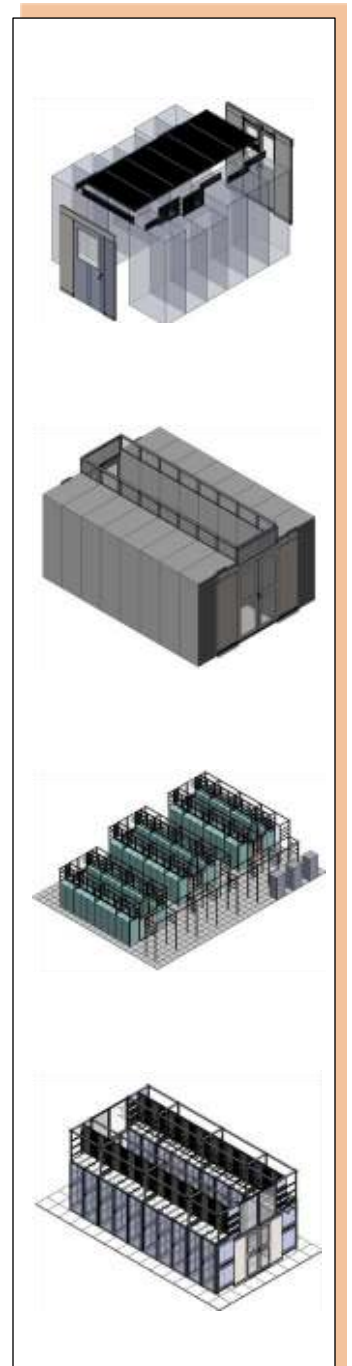
High energy costs and accelerated energy consumption has forced data center managers to implement strategies in achieving separation between the hot and cold air in the data center.

SWDP's ADVANCE AISLE™ Containment System provides the most cost effective, easy to implement and site friendly total approach to achieve this positive separation in existing (retrofit) or new data center builds.

Our aggressive engineered approach reduces acquisition and installation costs, while providing the ultimate in effectiveness. We can custom design solutions to fit any site situations and of course, not only do you get the best possible solution, you get it fast and without the "premium" costs.

ADVANCED AISLE™ Containment Systems Features:

- Hot or Cold Aisle Containment
- Typical ROI of 12 months or less
- Modular sliding or swinging door versions available with optional "soft" self-closing mechanisms and hold-open provisions.
- Multiple door height versions to accommodate varying cabinet heights up to 96" tall cabinet
- Accommodates aisle widths from 36" wide to 96" wide.
- Can be mounted cabinet-to-cabinet or cabinet-to-wall
- Customization of sizes/shapes available to fit any site requirements and conditions including retrofits
- Cold aisle drop away ceiling panels (clear or opaque) Class A rated, CA State Fire Marshal, UL & FM Global listed and approved
- Hot aisle to plenum lightweight cabinet supported vertical panels speed installation
- Rapid manufacturing times insure availability that fits your needs
- Standard colors - Black, Glacier White or Gray. Custom colors upon request





Hot Aisle/ Cold Aisle Containment Doors

- Available in sliding or swinging versions
- No threshold design allows for clear aisle access
- Clear or twinwall polycarbonate inserts available
- Sliding or swinging doors available in “diagonal” configurations for uneven row ends
- Sliding or swinging doors can be installed cabinet-to-cabinet or cabinet-to-wall

Sliding Doors

- Available options to fit from 36” to 96” wide aisles with optional filler panel kits
- Sliding doors available in single or double sliding versions, both with available optional “soft” self-closing mechanisms and hold-open feature to keep doors open when they are fully extended
- Single sliding doors available in left or right direction of open

Swinging Doors

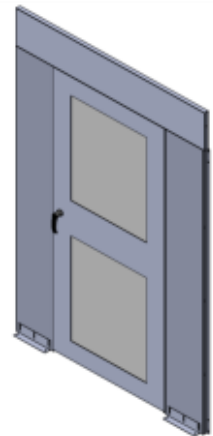
- Available options to fit from 36” to 96” wide aisles with optional filler panel kits
- Swinging door options include top or full viewing inserts
- Swinging doors are field reversible from left to right
- Swinging Door optional patented FLOWBOOST[®] design maximizes flow of hot aisle air towards return air ducts



Double Sliding Door



Single Sliding Door



Swinging Door



Hot Aisle Containment Specific

Vertical Cabinet Mounted Panels

- Cabinet mounted panels are designed to extend from cabinet top to the ceiling or pre-determined height
- Available in most any width up to 96" wide
- Options to fit from 36" to 96" wide aisles available
- Frames are made from lightweight aircraft aluminum extrusion
- Insert material is light-weight but rigid twinwall polycarbonate
- Available in clear and tinted options
- Optional ceiling brush seals
- Easily removable for top-of-cabinet access
- Vertical panels are mounted to cabinets with brackets

Rack or Aisle Blocking Panels

- Used to fill in-row gaps or spaces when cabinets are not present or odd sized spaces exist
- Can be used to create floor to containment panel "walls"
- Available in most any width up to 50" wide
- Frames are made from lightweight aircraft aluminum extrusion
- Insert material is light-weight but rigid twinwall polycarbonate
- Available in clear and tinted options
- Optional brush seals
- Movable and changeable in field



Vertical Cabinet Mounted Panel with optional ceiling brushed seal



Blocking Panel

Cold Aisle Containment Specific

Drop Out CAC Panels

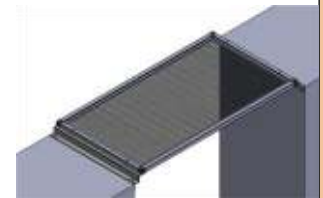
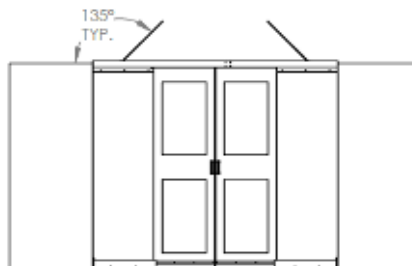

- Cold Aisle drop out ceiling panels (clear or opaque)
- Class A rated, CA State Fire Marshal approved, UL & FM Global listed
- Options to fit from 36" to 96" wide aisles available
- Insert material is designed to soften and drop out away during a fire
- Available in clear and opaque options
- Easily removable for top-of-cabinet access
- Can be mounted to cabinets with brackets or Velcro
- Integrates with all other SWDP containment options

Riser Frame Kit

- Riser kits to adapt different height cabinets in same row or to raise CAC roof height on shorter cabinet rows
- Can be made any height up to 36"
- Can be made in any width up to 50" wide
- Custom sizes available to adapt over non-standard in-row conditions such as in-row cooling units

Advanced Aisle™ CAC Slant-Cap® System

- Extruded Aluminum Cabinet Top Mounting
- PolyGal Twin-wall Material
- UL Approved, ASTM-E-84 Class A Certified
- Available to be installed vertical or 45-degree orientation
- Provides a quick modular tool-less installation
- Movable and changeable in the field
- Tool-less Velcro or Magnetic Mounting



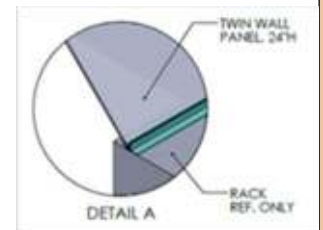
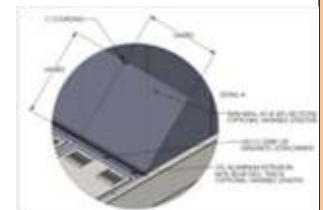
Cabinet Bracket Mounted Drop Out CAC Panel



Velcro Cabinet Mounted Drop Out CAC Panel



Riser Frame Kit



Advanced Aisle™ Active-Cap® System Features and Benefits:

- Automatic Opening Roof Panels allow sprinkler coverage in the aisle
Upon building fire or smoke system activates
- No need for sprinkler or other fire suppression penetrations in CAC
- NFPA 75 compliance
- Incorporates electromagnets to hold the panels closed until the building fire system activates and power is removed.
- DC24V powered
- UL Approved, ASTM-E-84 Class A Certified
- No interference with aisle exits or headroom
- Direct mounts to all SWDP cabinet systems, regardless of heights/widths
- Retrofittable to accommodate vendor neutral cabinets
- Assembles on-site and comes pre-engineered and fabricated to size
- Multiple cabinet widths available as standards:
 - 24" Wide
 - 28" wide
 - 30" wide
 - 31.5" wide
 - Custom cabinet widths available
- Multiple aisle widths available as standards:
 - 48" aisle
 - 60" Aisle
 - 72" Aisle
 - 84" Aisle
 - Custom Aisle widths available
- Roof panels are removable while structure remains in place

